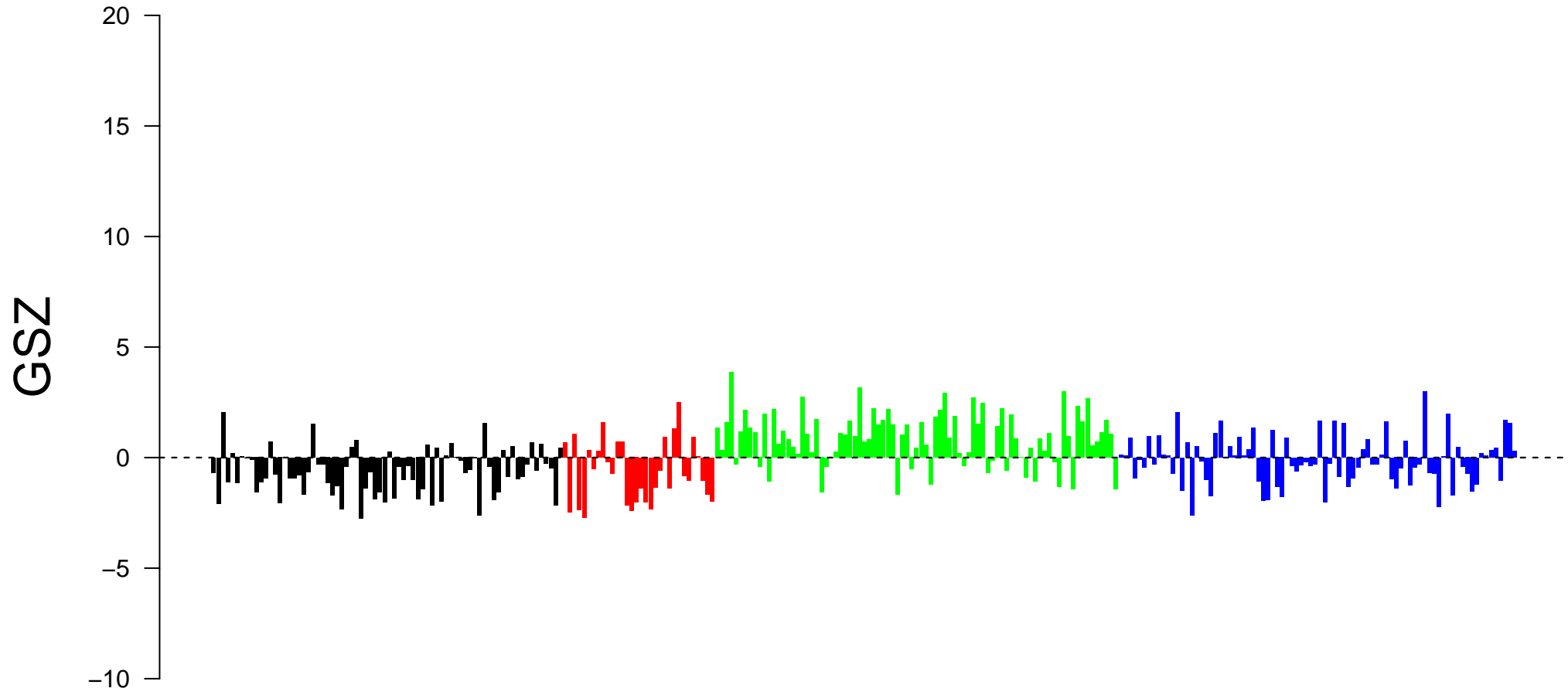
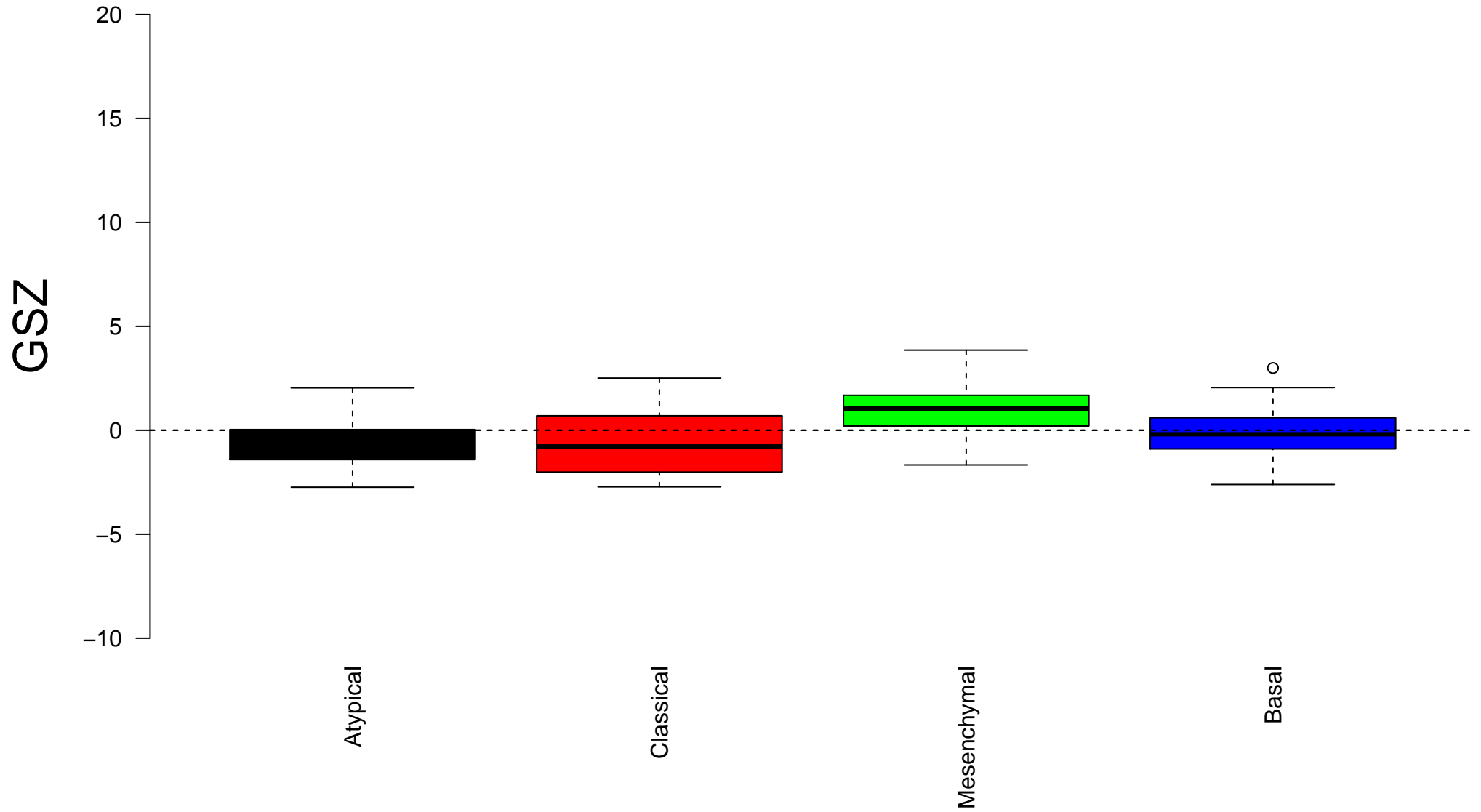



NIKOLSKY_BREAST_CANCER_14Q22_AMPLICON



NIKOLSKY_BREAST_CANCER_14Q22_AMPLICON



Enrichment in spots: NIKOLSKY_BREAST_CANCER_14Q22_AMPLICON



Expression of NIKOLSKY_BREAST_CANCER_14Q22_AMPLICON in Spot A


Δe

1.0

0.5

0.0

-0.5



Expression of NIKOLSKY_BREAST_CANCER_14Q22_AMPLICON in Spot B


Δe

1.0

0.5

0.0

-0.5



Expression of NIKOLSKY_BREAST_CANCER_14Q22_AMPLICON in Spot C


Δe

1.0

0.5

0.0

-0.5



Expression of NIKOLSKY_BREAST_CANCER_14Q22_AMPLICON in Spot D


Δe

1.0

0.5

0.0

-0.5



Expression of NIKOLSKY_BREAST_CANCER_14Q22_AMPLICON in Spot E


Δe

1.0

0.5

0.0

-0.5



Expression of NIKOLSKY_BREAST_CANCER_14Q22_AMPLICON in Spot F


Δe

1.0


0.5

0.0

-0.5



Expression of NIKOLSKY_BREAST_CANCER_14Q22_AMPLICON in Spot G



Expression of NIKOLSKY_BREAST_CANCER_14Q22_AMPLICON in Spot H


Δe

1.0

0.5


0.0

-0.5



Expression of NIKOLSKY_BREAST_CANCER_14Q22_AMPLICON in Spot I

Δe



Expression of NIKOLSKY_BREAST_CANCER_14Q22_AMPLICON in Spot J


Δe

1.0

0.5

0.0

-0.5



Expression of NIKOLSKY_BREAST_CANCER_14Q22_AMPLICON in Spot K


Δe

1.0

0.5

0.0

-0.5



Expression of NIKOLSKY_BREAST_CANCER_14Q22_AMPLICON in Spot L

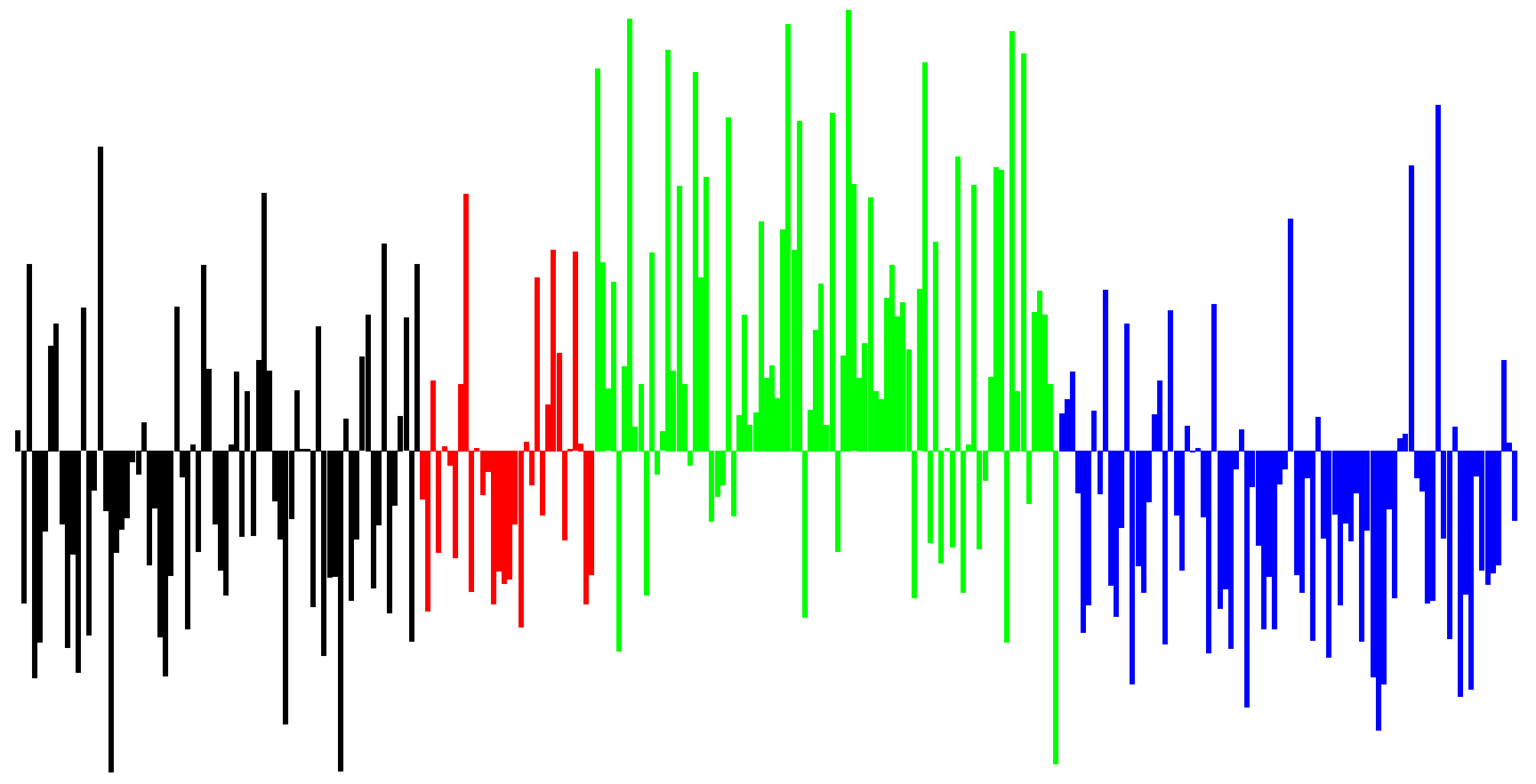
Δe

1.0


0.5

0.0

-0.5



Expression of NIKOLSKY_BREAST_CANCER_14Q22_AMPLICON in Spot M



Expression of NIKOLSKY_BREAST_CANCER_14Q22_AMPLICON in Spot N


Δe

1.0


0.5

0.0

-0.5



Expression of NIKOLSKY_BREAST_CANCER_14Q22_AMPLICON in Spot O



Expression of NIKOLSKY_BREAST_CANCER_14Q22_AMPLICON in Spot P


Δe

1.0


0.5

0.0

-0.5



Expression of NIKOLSKY_BREAST_CANCER_14Q22_AMPLICON in Spot Q



Expression of NIKOLSKY_BREAST_CANCER_14Q22_AMPLICON in Spot R

Δe

1.0

0.5

0.0

-0.5

